

Format of Holding of Specified securities

1. Name of Listed Entity: **VEDANTA LIMITED**
2. Scrip Code/Name of Scrip/Class of Security: **500295(BSE) VEDL(NSE)/VEDANTA LIMITED/EQUITY SHARES**
3. Share Holding Pattern Filed under: **Reg.31(1)(b)**
 - a. if under 31(1)(b) then indicate the report for quarter ending: **March 31, 2018**
 - b. if under 31(1)(c) then indicate date of allotment/extinguishment: **NA**

4. Declaration : The Listed entity is required to submit the following declaration to the extent of submission of information:

Particulars	YES*	NO*
a. Whether the Listed Entity has issued any partly paid up shares		No
b. Whether the Listed Entity has issued any Convertible Securities or Warrants?		No
c. Whether the Listed Entity has any shares against which depository receipts are issued?	Yes	
d. Whether the Listed Entity has any shares in locked-in?		No
e. Whether any shares held by promoters are pledge or otherwise encumbered?		No

*if the Listed Entity selects the option 'NO' for the questions above, the columns for the partly paid up shares, Outstanding Convertible Securities/Warrants, depository receipts, locked-in shares, No of shares pledged or otherwise encumbered by promoters, as applicable, shall not be displayed at the time of dissemination on the Stock Exchange website. Also wherever there is 'No' declared by Listed entity in above table the values will be considered as 'Zero' by default on submission of the format of holding of specified securities.

5. The tabular format for disclosure of holding of specified securities is as follows:



Table 1 - Summary Statement holding of specified securities

Category	Category of Shareholder	No of Shareholders	No of fully paid up equity shares held	No of Partly paid-up equity shares held	No of Shares Underlying Depository Receipts	Total No of Shares Held (IV)+(V)+(VI)	Shareholding as a % of total no of shares (As a % of (A+B+C2))	Number of Voting Rights held in each class of securities			No of Shares Underlying convertible securities (Including Warrants)	Shareholding as a % assuming full conversion of convertible Securities (as a percentage of diluted share capital)	Number of Locked in Shares		Number of Shares pledged or otherwise encumbered	Number of equity shares held in dematerialized form
								Class X	Class Y	Total			No.	As a % of total Shares		
(I)	(II)	(III)	(IV)	(V)	(VI)	(VII)	(VIII)	(IX)			(X)	(XI)	(XII)	(XIII)	(XIV)	
(A)	Promoter & Promoter Group	8	1764326080	0	99292708	1863618788	50.14	1863618788	0	1863618788	0	50.14	0	0.00	0	1863618788
(B)	Public	494984	1692852577	0	151491403	1844343980	49.62	1844343980	0	1844343980	0	49.62	0	0.00	0	1828723249
(C)	Non Promoter-Non Public	0	0	0	0	0	0	0	0	0	0	0	0	0.00	0	0
(C1)	Shares underlying DRs	0	0	0	0	0	0	0	0	0	0	0	0	0.00	0	0
(C2)	Shares held by Employees Trusts	1	9233871	0	0	9233871	0.25	9233871	0	9233871	0	0.25	0	0.00	0	9233871
	Total:	494993	3466412528	0	250784111	3717196639	100.00	3717196639	0	3717196639	0	100.00	0	0.00	0	3701575908

Note:

- 308232 equity shares are pending for allotment and listing hence, are kept under abeyance category since they are under dispute.
- The Company has allotted 2,400 equity shares of Re.1/- each on March 26, 2018 in physical mode from the abeyance category. The application for listing of these shares with BSE Limited and The National Stock Exchange of India Limited has been filed by the Company on April 10, 2018 and the listing approval is awaited.



Table II - Statement showing shareholding pattern of the Promoter and Promoter Group

Category	Category & Name of the Shareholder	PAN	No of Shareholders	No of fully paid up equity shares held	No of Partly paid-up equity shares held	No of Shares Underlying Depository Receipts	Total No of Shares Held (IV+V+VI)	Shareholdi ng as a % of total no of shares (calculated as per SCRR, 1957 (VIII) As a % of (A+B+C2)	Number of Voting Rights held in each class of securities		Total as a % of (A+B+C)	No of Shares Underlying convertible securities (including Warrants)	Shareholding as a % assuming full conversion of convertible securities (as a percentage of diluted share capital) (VII)+(X) As a % of (A+B+C2)	Number of Locked in Shares		Number of Shares pledged or otherwise encumbered	Number of equity shares held in dematerializ ed form		
									Class X	Class Y				No.	As a % of total Shares held			No.	As a % of total Shares held
(I)	(II)	(III)	(IV)	(V)	(VI)	(VII)	(VIII)	(IX)	(X)	(XI)	(XII)	(XIII)	(XIV)						
(1)	Indian Individuals/Hindu undivided Family																		
(a)	ADCPA9816F		4	160656	0	0	160656	0.00	0	0	0.00	0	0.00	0	0.00	0	160656		
	PRAVIN AGARWAL		1	18660	0	0	18660	0.00	0	0	0.00	0	0.00	0	0.00	0	18660		
	SULMAN DIDWANIA		1	87696	0	0	87696	0.00	0	0	0.00	0	0.00	0	0.00	0	87696		
	ANKIT AGARWAL		1	36300	0	0	36300	0.00	0	0	0.00	0	0.00	0	0.00	0	36300		
	SAKSHI MODY		1	18000	0	0	18000	0.00	0	0	0.00	0	0.00	0	0.00	0	18000		
	DWARKA PRASAD AGARWAL		0	0	0	0	0	0.00	0	0	0.00	0	0.00	0	0.00	0	0		
	ANIL AGARWAL		0	0	0	0	0	0.00	0	0	0.00	0	0.00	0	0.00	0	0		
	AFWPA3200K		0	0	0	0	0	0.00	0	0	0.00	0	0.00	0	0.00	0	0		
	VEDVATI AGARWAL		0	0	0	0	0	0.00	0	0	0.00	0	0.00	0	0.00	0	0		
	NAVIN AGARWAL		0	0	0	0	0	0.00	0	0	0.00	0	0.00	0	0.00	0	0		
	KIRAN AGARWAL		0	0	0	0	0	0.00	0	0	0.00	0	0.00	0	0.00	0	0		
	ADDDPA5222A		0	0	0	0	0	0.00	0	0	0.00	0	0.00	0	0.00	0	0		
	AGNIVESH AGARWAL		0	0	0	0	0	0.00	0	0	0.00	0	0.00	0	0.00	0	0		
	PRIYA AGARWAL		0	0	0	0	0	0.00	0	0	0.00	0	0.00	0	0.00	0	0		
	ANPAB240C		0	0	0	0	0	0.00	0	0	0.00	0	0.00	0	0.00	0	0		
	PHATIK AGARWAL		0	0	0	0	0	0.00	0	0	0.00	0	0.00	0	0.00	0	0		
	ADYPA7745D		0	0	0	0	0	0.00	0	0	0.00	0	0.00	0	0.00	0	0		
(b)	Central Government/State Government(s)		0	0	0	0	0	0.00	0	0	0.00	0	0.00	0	0.00	0	0		
(c)	Financial Institutions/Banks		0	0	0	0	0	0.00	0	0	0.00	0	0.00	0	0.00	0	0		
(d)	Any Other		0	0	0	0	0	0.00	0	0	0.00	0	0.00	0	0.00	0	0		
	AGARWAL GALVANISING PVT LIMITED		0	0	0	0	0	0.00	0	0	0.00	0	0.00	0	0.00	0	0		
	HARE KRISHNA PACKAGING PVT LIMITED		0	0	0	0	0	0.00	0	0	0.00	0	0.00	0	0.00	0	0		
	LAKECITY VENTURES PVT LIMITED		0	0	0	0	0	0.00	0	0	0.00	0	0.00	0	0.00	0	0		
	STERLITE METALS ROLLING MILLS PVT LIMITED		0	0	0	0	0	0.00	0	0	0.00	0	0.00	0	0.00	0	0		
	Sub-Total (A)(1)		4	160656	0	0	160656	0.00	0	0	0.00	0	0.00	0	0.00	0	160656		
(2)	Foreign Individuals (Non-Resident Individuals/Foreign)																		
(a)	WESTGLOBE LIMITED		4	1764165424	0	992922708	1863458132	50.13	0	0	50.13	0	50.13	0	0.00	0	1863458132		
	WELTER TRADING LIMITED		1	38241056	0	0	38241056	1.03	0	0	1.03	0	1.03	0	0.00	0	38241056		
	FINSIDER INTERNATIONAL COMPANY LIMITED		1	401496480	0	0	401496480	10.80	0	0	10.80	0	10.80	0	0.00	0	401496480		
	TWIN STAR HOLDINGS LIMITED		1	1280084749	0	992922708	1379377457	37.11	0	0	37.11	0	37.11	0	0.00	0	1379377457		
	RICHTER HOLDING LIMITED, CYPROS		0	0	0	0	0	0.00	0	0	0.00	0	0.00	0	0.00	0	0		
	VEDANTA RESOURCES CYPROS LIMITED (VRCL, CYPROS)		0	0	0	0	0	0.00	0	0	0.00	0	0.00	0	0.00	0	0		





Table III - Statement showing shareholding pattern of the Public shareholder

Category	Category & Name of the Shareholder	PAN	No of Shareholders	No of fully paid up equity shares held	No of Partly paid-up equity shares held	No of Shares Underlying Depository Receipts	Total No of Shares Held (IV+V+VI)	Sharehold ing as a % of total no of shares (A+B+C2)	Number of Voting Rights held in each class of securities			No of Shares Underlying Outstanding convertible securities (Including Warrants)	Shareholding as a % assuming full conversion of convertible Securities (as a percentage of diluted share capital)	Number of Locked In Shares		Number of Shares pledged or otherwise encumbered	Number of equity shares held in dematerialized form
									Class X	Class Y	Total			No.	As a % of total Shares held		
	(I)	(II)	(III)	(IV)	(V)	(VI)	(VII)	(VIII)	(IX)			(X)	(XI)	(XII)	(XIII)	(XIV)	
(1)	Institutions																
(a)	Mutual Funds / Aditya Birla Sun Life Trustee Private Limited / Aditya Birla Sun Life Tax Relief 96		149	218723231	0	0	218723231	5.88	218723231	0	218723231	5.88	0	0.00	NA	NA	218718431
(b)	Venture Capital Funds		1	39104536	0	0	39104536	1.05	39104536	0	39104536	1.05	0	0.00	NA	NA	39104536
(c)	Alternate Investment Funds		2	5425800	0	0	5425800	0.15	5425800	0	5425800	0.15	0	0.00	NA	NA	5425800
(d)	Foreign Venture Capital Investors		755	670934899	0	0	670934899	18.05	670934899	0	670934899	18.05	0	0.00	NA	NA	670925115
(e)	Foreign Portfolio Investors		50	239357117	0	0	239357117	6.44	239357117	0	239357117	6.44	0	0.00	NA	NA	239318297
(f)	Financial Institutions/Banks																
(g)	Life Insurance Corporation of India	AAACLO5B2H	1	236485136	0	0	236485136	6.36	236485136	0	236485136	6.36	0	0.00	NA	NA	236485136
(h)	Insurance Companies		4	20660864	0	0	20660864	0.56	20660864	0	20660864	0.56	0	0.00	NA	NA	20660864
(i)	Provident Funds/Pension Funds		0	0	0	0	0	0.00	0	0	0	0.00	0	0.00	NA	NA	0
(j)	Any Other		0	0	0	0	0	0.00	0	0	0	0.00	0	0.00	NA	NA	0
(k)	Sub Total (B)(1)		960	1155101911	0	0	1155101911	31.07	1155101911	0	1155101911	31.07	0	0.00	NA	NA	1155048507
(2)	Central Government/State Government(s)/President of India		0	0	0	0	0	0.00	0	0	0	0.00	0	0.00	NA	NA	0
(3)	Sub Total (B)(2)		0	0	0	0	0	0.00	0	0	0	0.00	0	0.00	NA	NA	0
(4)	Non-Institutions																
(a)	Individual shareholders holding nominal share capital up to Rs.2 lakhs		473879	173989484	0	0	173989484	4.68	173989484	0	173989484	4.68	0	0.00	NA	NA	159382428
(b)	Individual shareholders holding nominal share capital in excess of Rs. 2 Lakhs		27	22187581	0	0	22187581	0.60	22187581	0	22187581	0.60	0	0.00	NA	NA	22187581
(c)	NBFCs Registered with RBI		19	32660	0	0	32660	0.00	32660	0	32660	0.00	0	0.00	NA	NA	32660
(d)	Employee Trusts		0	0	0	0	0	0.00	0	0	0	0.00	0	0.00	NA	NA	0
(e)	Overseas Depositories (Holding DIs) (Balancing figure)		1	0	0	149131988	149131988	4.01	149131988	0	149131988	4.01	0	0.00	NA	NA	149131988
(f)	Citibank N.A. New York, NYADR Department	AAACC0462F	1	0	0	149131988	149131988	4.01	149131988	0	149131988	4.01	0	0.00	NA	NA	149131988
(g)	Any Other																
(h)	CLEARING MEMBERS		270	6134255	0	0	6134255	0.17	6134255	0	6134255	0.17	0	0.00	NA	NA	6134255
(i)	FOREIGN BODIES		2	7794	0	0	7794	0.00	7794	0	7794	0.00	0	0.00	NA	NA	7794
(j)	FOREIGN BODIES-DR		5	2359415	0	0	2359415	0.06	2359415	0	2359415	0.06	0	0.00	NA	NA	2359415
(k)	FOREIGN NATIONALS		1	100	0	0	100	0.00	100	0	100	0.00	0	0.00	NA	NA	100
(l)	H.U.F		9189	7306549	0	0	7306549	0.20	7306549	0	7306549	0.20	0	0.00	NA	NA	7306549
(m)	LE PF		1	1060879	0	0	1060879	0.03	1060879	0	1060879	0.03	0	0.00	NA	NA	1060879
(n)	BODIES CORPORATES		2540	314891571	0	0	314891571	8.47	314891571	0	314891571	8.47	0	0.00	NA	NA	314098655
(o)	Tax Recovery Officer (International Taxation)-I/O CIT (IT) - I New Delhi	EXEMPTCATG	1	184125764	0	0	184125764	4.95	184125764	0	184125764	4.95	0	0.00	NA	NA	184125764
(p)	PTC Cabies Private Ltd	AACCP7552M	1	42730200	0	0	42730200	1.15	42730200	0	42730200	1.15	0	0.00	NA	NA	42730200
(q)	NON-RESIDENT IND/ANS		5288	3895059	0	0	3895059	0.10	3895059	0	3895059	0.10	0	0.00	NA	NA	3730460
(r)	NRI NON-RESIDENT IND/ANS		2764	2335948	0	0	2335948	0.06	2335948	0	2335948	0.06	0	0.00	NA	NA	2335948
(s)	OVERSEAS CORPORATE BODIES		1	1100	0	0	1100	0.00	1100	0	1100	0.00	0	0.00	NA	NA	1100
(t)	TRUSTS		37	5907686	0	0	5907686	0.16	5907686	0	5907686	0.16	0	0.00	NA	NA	5904930
(u)	Sub Total (B)(3)		494024	537750666	0	151491403	689242069	18.54	689242069	0	689242069	18.54	0	0.00	NA	NA	673674742
(v)	Total Public Shareholding (B) = (B)(1)+(B)(2)+(B)(3)		494984	1692852577	0	151491403	18444343980	49.62	18444343980	0	18444343980	49.62	0	0.00	0	0.00	1828723249



Details of the shareholders acting as persons in Concert including their Shareholding (No. and %):

S.No.	Name of PAC	No of shares	No of shares
1	Naivedya Agarwal	81650	81650
2	Jyoti Agarwal	14000	14000
3	Shweta Agarwal	1350	1350
4	Varunn Mody	200	200
	Total:	97200	97200

Details of Shares which remain unclaimed may be given hear along with details such as number of shareholders, outstanding shares held in demat/unclaimed suspense account, voting rights which are frozen etc.:

S.No.	No of Shareholders	No of shares
1	3973	3396218




Table IV - Statement showing shareholding pattern of the Non Promoter - Non Public Shareholder

Category	Category & Name of the Shareholder	PAN	No of Shareholders	No of fully paid up equity shares held	No of Partly paid-up equity shares held	No of Shares Underlying Depository Receipts	Total No of Shares Held (IV+V+VI)	Shareholding as a % of total no of shares (A+B+C2)	Number of Voting Rights held in each class of securities			Shareholding as a % assuming full conversion of convertible Securities (as a percentage of diluted share capital)	Number of Locked in Shares		Number of Shares pledged or otherwise encumbered	Number of equity shares held in dematerialized form	
									Class X	Class Y	Total		No.	As a % of total Shares held			No.
(1)	Custodian/DR Holder	(II)	(III)	(IV)	(V)	(VI)	(VII)	(VIII)				(IX)	(X)	(XI)	(XII)	(XIII)	(XIV)
(2)	Employee Benefit Trust (under SEBI(Share based Employee Benefit) Regulations 2014)			1	9233871	0	9233871	0.25	0	9233871	0.25	0	0.00	0	0.00	NA	0
	Total Non-Promoter-Non Public Shareholding (C) = (C)(1)+(C)(2)			1	9233871	0	9233871	0.25	0	9233871	0.25	0	0.00	0	0.00	0	9233871

Note: As per Regulation 3(5) of the SEBI(Share based Employee Benefit) Regulations 2014 the voting rights of Vedanta limited ESOS Trust are reserved

