

Format of Holding of Specified securities

1. Name of Listed Entity: **VEDANTA LIMITED**
2. Scrip Code/Name of Scrip/Class of Security: **500295(BSE) VEDL(NSE)/VEDANTA LIMITED/EQUITY SHARES**
3. Share Holding Pattern Filed under: **Reg.31(1)(b)**
  - a. if under 31(1)(b) then indicate the report for quarter ending: **March 31, 2019**
  - b. if under 31(1)(c) then indicate date of allotment/extinguishment: **NA**

4. Declaration : The Listed entity is required to submit the following declaration to the extent of submission of information:

Particulars		YES*	NO*
a	Whether the Listed Entity has issued any partly paid up shares		No
b	Whether the Listed Entity has issued any Convertible Securities or Warrants?		No
c	Whether the Listed Entity has any shares against which depository receipts are issued?	Yes	
d	Whether the Listed Entity has any shares in locked-in?		No
e	Whether any shares held by promoters are pledge or otherwise encumbered?		No

\*if the Listed Entity selectes the option 'NO' for the questions above, the columns for the partly paid up shares, Outstanding Convertible Securities/Warrants, depository receipts, locked-in shares, No of shares pledged or otherwise encumbered by promoters, as applicable, shall not be displayed at the time of dissemination on the Stock Exchange website. Also wherever there is 'No' declared by Listed entity in above table the values will be considered as 'Zero' by default on submission of the format of holding of specified securities.

5. The tabular format for disclosure of holding of specified securities is as follows:



Table 1 - Summary Statement holding of specified securities

Category	Category of Shareholder	No of Shareholders	No of fully paid up equity shares held	No of Partly paid-up equity shares held	No of Shares Underlying Depository Receipts	Total No of Shares Held (VII) = (IV)+(V)+(VI)	Shareholding as a % of total no of shares (As a % of (A+B+C2))	Number of Voting Rights held in each class of securities			No of Shares Underlying Outstanding convertible securities (Including Warrants)	Shareholding as a % assuming full conversion of convertible Securities (as a percentage of diluted share capital)	Number of Locked in Shares		Number of Shares pledged or otherwise encumbered		Number of equity shares held in dematerialized form
								No of Voting Rights		Total as a % of (A+B+C)			No.	As a % of total Shares held	No.	As a % of total Shares held	
								Class X	Class Y								
(I)	(II)	(III)	(IV)	(V)	(VI)	(VII)	(VIII)	(IX)			(X)	(XI)	(XII)		(XIII)	(XIV)	
(A)	Promoter & Promoter Group	8	1764326080	0	99292708	1863618788	50.14	1863618788	0	1863618788	50.14	0	0.00	0	0.00	1863618788	
(B)	Public	607153	1687822171	0	150756978	1838579149	49.46	1838579149	0	1838579149	49.46	0	0.00	0	0.00	1826660123	
(C)	Non Promoter-Non Public																
(C1)	Shares underlying DRs	0	0	0	0	0	0	0	0	0	0	0	0.00	0	0.00	0	
(C2)	Shares held by Employes Trusts	1	14998702	0	0	14998702	0.40	14998702	0	14998702	0.40	0	0.00	0	0.00	14998702	
	<b>Total:</b>	<b>607162</b>	<b>3467146953</b>	<b>0</b>	<b>250049686</b>	<b>3717196639</b>	<b>100.00</b>	<b>3717196639</b>	<b>0</b>	<b>3717196639</b>	<b>100.00</b>	<b>0</b>	<b>100.00</b>	<b>0</b>	<b>0.00</b>	<b>3705277613</b>	




Table II - Statement showing shareholding pattern of the Promoter and Promoter Group

Category	Category & Name of the Shareholder	PAN	No of Shareholders	No of fully paid up equity shares held	No of Partly paid up equity shares held	No of Shares Underlying Depository Receipts	Total No of Shares Held (IV+V+VI)	Shareholding as a % of total no of shares (calculated as per SCRR, 1957 (VIII) As a % of (A+B+C2)	Number of Voting Rights held in each class of securities			No of Shares Underlying Outstanding convertible securities (Including Warrants)	Shareholding as a % assuming full conversion of convertible Securities (as a percentage of diluted share capital) (VII)+(X) As a % of (A+B+C2)	Number of Locked in Shares		Number of Shares pledged or otherwise encumbered		Number of equity shares held in dematerialized form
									No of Voting Rights		Total as a % of (A+B+C)			No.	As a % of total Shares	No.	As a % of total Shares held	
									Class X	Class Y								
(1)	Indian	(I)	(II)	(III)	(IV)	(V)	(VI)	(VII)	(VIII)	(IX)	(X)	(XI)	(XII)	(XIII)	(XIV)			
(a)	Individuals/Hindu undivided Family		4	160656	0	0	160656	0.00	160656	0	160656	0.00	0	0.00	0	0.00	160656	
	PRAVIN AGARWAL	ADCPA9816F	1	18660	0	0	18660	0.00	18660	0	18660	0.00	0	0.00	0	0.00	18660	
	SUMAN DIDWANIA	AEGPD7167M	1	87696	0	0	87696	0.00	87696	0	87696	0.00	0	0.00	0	0.00	87696	
	ANKIT AGARWAL	AFMPA0622D	1	36300	0	0	36300	0.00	36300	0	36300	0.00	0	0.00	0	0.00	36300	
	SAKSHI MODY	AGPPD1734M	1	18000	0	0	18000	0.00	18000	0	18000	0.00	0	0.00	0	0.00	18000	
	DWARNA PRASAD AGARWAL	ACXPA2281J	0	0	0	0	0	0.00	0	0	0	0.00	0	0.00	0	0.00	0	
	ANIL AGARWAL	AFWPA3200K	0	0	0	0	0	0.00	0	0	0	0.00	0	0.00	0	0.00	0	
	VEDVATI AGARWAL	AFRPA3670G	0	0	0	0	0	0.00	0	0	0	0.00	0	0.00	0	0.00	0	
	NAVIN AGARWAL	ACTPA4140J	0	0	0	0	0	0.00	0	0	0	0.00	0	0.00	0	0.00	0	
	KIRAN AGARWAL	ADDPA5222A	0	0	0	0	0	0.00	0	0	0	0.00	0	0.00	0	0.00	0	
	AGNIVESH AGARWAL	AFQPA6572G	0	0	0	0	0	0.00	0	0	0	0.00	0	0.00	0	0.00	0	
	PRIYA AGARWAL	ANFPA8240C	0	0	0	0	0	0.00	0	0	0	0.00	0	0.00	0	0.00	0	
	PRATIK AGARWAL	ADYPA7745D	0	0	0	0	0	0.00	0	0	0	0.00	0	0.00	0	0.00	0	
(b)	Central Government/State Government(s)		0	0	0	0	0	0.00	0	0	0	0.00	0	0.00	0	0.00	0	
(c)	Financial Institutions/Banks		0	0	0	0	0	0.00	0	0	0	0.00	0	0.00	0	0.00	0	
(d)	Any Other		0	0	0	0	0	0.00	0	0	0	0.00	0	0.00	0	0.00	0	
	AGARWAL GALVANISING PVT LIMITED	AADCA4296Q	0	0	0	0	0	0.00	0	0	0	0.00	0	0.00	0	0.00	0	
	HARE KRISHNA PACKAGING PVT LIMITED	AAACH1534J	0	0	0	0	0	0.00	0	0	0	0.00	0	0.00	0	0.00	0	
	STERLITE METALS ROLLING MILLS PVT LIMITED	AAECS6358N	0	0	0	0	0	0.00	0	0	0	0.00	0	0.00	0	0.00	0	
	<b>Sub-Total (A)(1)</b>		<b>4</b>	<b>160656</b>	<b>0</b>	<b>0</b>	<b>160656</b>	<b>0.00</b>	<b>160656</b>	<b>0</b>	<b>160656</b>	<b>0.00</b>	<b>0</b>	<b>0.00</b>	<b>0</b>	<b>0.00</b>	<b>160656</b>	
(2)	Foreign																	
(a)	Individuals (Non-Resident Individuals/Foreign Individuals)		0	0	0	0	0	0.00	0	0	0	0.00	0	0.00	0	0.00	0	
(b)	Government		0	0	0	0	0	0.00	0	0	0	0.00	0	0.00	0	0.00	0	
(c)	Institutions		0	0	0	0	0	0.00	0	0	0	0.00	0	0.00	0	0.00	0	
(d)	Foreign Portfolio Investor		0	0	0	0	0	0.00	0	0	0	0.00	0	0.00	0	0.00	0	
(e)	Any Other		4	1764165424	0	99292708	1863458132	50.13	1863458132	0	1863458132	50.13	0	50.13	0	0.00	1863458132	
	FINSIDER INTERNATIONAL COMPANY LIMITED	AABCF7882P	1	401496480	0	0	401496480	10.80	401496480	0	401496480	10.80	0	10.80	0	0.00	401496480	
	WESTGLOBE LIMITED	AAACW7091G	1	44343139	0	0	44343139	1.19	44343139	0	44343139	1.19	0	1.19	0	0.00	44343139	
	WELTER TRADING LIMITED	AAACW8148G	1	38241056	0	0	38241056	1.03	38241056	0	38241056	1.03	0	1.03	0	0.00	38241056	
	TWIN STAR HOLDINGS LIMITED	AAACT6020C	1	1280084749	0	99292708	1379377457	37.11	1379377457	0	1379377457	37.11	0	37.11	0	0.00	1379377457	
	RICHTER HOLDING LIMITED, CYPRUS		0	0	0	0	0	0.00	0	0	0	0.00	0	0.00	0	0.00	0	
	VEDANTA RESOURCES CYPRUS LIMITED (VRCL, CYPRUS)		0	0	0	0	0	0.00	0	0	0	0.00	0	0.00	0	0.00	0	
	VEDANTA RESOURCES HOLDINGS LIMITED (VRHL, UK)		0	0	0	0	0	0.00	0	0	0	0.00	0	0.00	0	0.00	0	
	VEDANTA FINANCE UK LIMITED (VFUL)		0	0	0	0	0	0.00	0	0	0	0.00	0	0.00	0	0.00	0	
	MONTE CELLO NV (MCNV) NETHERLAND ANTILLES		0	0	0	0	0	0.00	0	0	0	0.00	0	0.00	0	0.00	0	
	VEDANTA RESOURCES LIMITED, UK	AADCV3583B	0	0	0	0	0	0.00	0	0	0	0.00	0	0.00	0	0.00	0	
	VEDANTA RESOURCES FINANCE LIMITED		0	0	0	0	0	0.00	0	0	0	0.00	0	0.00	0	0.00	0	
	VEDANTA RESOURCES FINANCE II PLC		0	0	0	0	0	0.00	0	0	0	0.00	0	0.00	0	0.00	0	
	ANIL AGARWAL DISCRETIONARY TRUST		0	0	0	0	0	0.00	0	0	0	0.00	0	0.00	0	0.00	0	
	CONCLAVE PTC LIMITED		0	0	0	0	0	0.00	0	0	0	0.00	0	0.00	0	0.00	0	
	VOLCAN INVESTMENTS LIMITED		0	0	0	0	0	0.00	0	0	0	0.00	0	0.00	0	0.00	0	
	<b>Sub-Total (A)(2)</b>		<b>4</b>	<b>1764165424</b>	<b>0</b>	<b>99292708</b>	<b>1863458132</b>	<b>50.13</b>	<b>1863458132</b>	<b>0</b>	<b>1863458132</b>	<b>50.13</b>	<b>0</b>	<b>50.13</b>	<b>0</b>	<b>0.00</b>	<b>1863458132</b>	
	<b>Total Shareholding of Promoter and Promoter Group (A)=(A)(1)+(A)(2)</b>		<b>8</b>	<b>1764326080</b>	<b>0</b>	<b>99292708</b>	<b>1863618788</b>	<b>50.14</b>	<b>1863618788</b>	<b>0</b>	<b>1863618788</b>	<b>50.14</b>	<b>0</b>	<b>50.14</b>	<b>0</b>	<b>0.00</b>	<b>1863618788</b>	

Note:

1. Twinstar Holdings Limited (Promoter) holds 2,48,23,177 American Depository Shares (ADS) representing 9,92,92,708 equity shares. One (1) ADS represents four (4) equity shares.
2. Twinstar Holdings Limited (Promoter) holds two Folio numbers.





Table III - Statement showing shareholding pattern of the Public shareholder

Category	Category & Name of the Shareholder	PAN	No of Shareholders	No of fully paid up equity shares held	No of Partly paid-up equity shares held	No of Shares Underlying Depository Receipts	Total No of Shares Held (IV+V+VI)	Shareholding as a % of total no of shares (A+B+C2)	Number of Voting Rights held in each class of securities			No of Shares Underlying Outstanding convertible securities (Including Warrants)	Shareholding as a % assuming full conversion of convertible Securities (as a percentage of diluted share capital)	Number of Locked in Shares		Number of Shares pledged or otherwise encumbered		Number of equity shares held in dematerialized form	
									No of Voting Rights					Total as a % of (A+B+C)	No.	As a % of total Shares	No.		As a % of total Shares held
									Class X	Class Y	Total								
(I)	(II)	(III)	(IV)	(V)	(VI)	(VII)	(VIII)	(IX)			(X)	(XI)	(XII)		(XIII)	(XIV)			
(a)	<b>Institutions</b>																		
	<b>Mutual Funds</b>		32	418743954	0	0	418743954	11.27	418743954	0	418743954	11.27	0	11.27	0	0.00	NA	NA	418739154
	ICICI PRUDENTIAL NIFTY ETF	AAAAI0038F	1	183639924	0	0	183639924	4.94	183639924	0	183639924	4.94	0	4.94	0	0.00	NA	NA	183639924
	HDFC TRUSTEE CO LTD A/C HDFC SENSEX EXCHANGE TRADED FUND	AAATH1809A	1	96269671	0	0	96269671	2.59	96269671	0	96269671	2.59	0	2.59	0	0.00	NA	NA	96269671
(b)	<b>Venture Capital Funds</b>		0	0	0	0	0	0.00	0	0	0	0.00	0	0.00	0	0.00	NA	NA	0
(c)	<b>Alternate Investment Funds</b>		4	5538902	0	0	5538902	0.15	5538902	0	5538902	0.15	0	0.15	0	0.00	NA	NA	5538902
(d)	<b>Foreign Venture Capital Investors</b>		0	0	0	0	0	0.00	0	0	0	0.00	0	0.00	0	0.00	NA	NA	0
(e)	<b>Foreign Portfolio Investors</b>		542	611431108	0	0	611431108	16.45	611431108	0	611431108	16.45	0	16.45	0	0.00	NA	NA	611421324
(f)	<b>Financial Institutions/Banks</b>		44	241436554	0	0	241436554	6.50	241436554	0	241436554	6.50	0	6.50	0	0.00	NA	NA	241397734
	LIFE INSURANCE CORPORATION OF INDIA - ULIF00220091	AAACL0582H	2	236640494	0	0	236640494	6.37	236640494	0	236640494	6.37	0	6.37	0	0.00	NA	NA	236640494
(g)	<b>Insurance Companies</b>		4	29511947	0	0	29511947	0.79	29511947	0	29511947	0.79	0	0.79	0	0.00	NA	NA	29511947
(h)	<b>Provident Funds/Pension Funds</b>		0	0	0	0	0	0.00	0	0	0	0.00	0	0.00	0	0.00	NA	NA	0
(i)	<b>Any Other</b>		0	0	0	0	0	0.00	0	0	0	0.00	0	0.00	0	0.00	NA	NA	0
	<b>Sub Total (B)(1)</b>		626	1306662465	0	0	1306662465	35.15	1306662465	0	1306662465	35.15	0	35.15	0	0.00	NA	NA	1306609061
(2)	<b>Central Government/State Government(s)/President of India</b>		0	0	0	0	0	0.00	0	0	0	0.00	0	0.00	0	0.00	NA	NA	0
	<b>Sub Total (B)(2)</b>		0	0	0	0	0	0.00	0	0	0	0.00	0	0.00	0	0.00	NA	NA	0
(3)	<b>Non-Institutions</b>						0		0										
(a)	<b>i. Individual shareholders holding nominal share capital up to Rs.2 lakhs</b>		581973	211486622	0	0	211486622	5.69	211486622	0	211486622	5.69	0	5.69	0	0.00	NA	NA	200122319
	<b>ii. Individual shareholders holding nominal share capital in excess of Rs. 2 Lakhs</b>		18	13611611	0	0	13611611	0.37	13611611	0	13611611	0.37	0	0.37	0	0.00	NA	NA	13611611
(b)	<b>NBFCs Registered with RBI</b>		22	45235	0	0	45235	0.00	45235	0	45235	0.00	0	0.00	0	0.00	NA	NA	45235
(c)	<b>Employee Trusts</b>		0	0	0	0	0	0.00	0	0	0	0.00	0	0.00	0	0.00	NA	NA	0
(d)	<b>Overseas Depositories (Holding DRs)(Balancing figure)</b>		1	0	0	149486744	149486744	4.02	149486744	0	149486744	4.02	0	4.02	0	0.00	NA	NA	149486744
	CITIBANK N.A. NEW YORK, NYADR DEPARTMENT	AAACCO462F	1	0	0	149486744	149486744	4.02	149486744	0	149486744	4.02	0	4.02	0	0.00	NA	NA	149486744
(e)	<b>Any Other</b>		24513	156016238	0	1270234	157286472	4.23	157286472	0	157286472	4.23	0	4.23	0	0.00	NA	NA	156785153
	FOREIGN NATIONALS		2	1280	0	0	1280	0.00	1280	0	1280	0.00	0	0.00	0	0.00	NA	NA	1280
	FOREIGN BODIES		1	7000	0	0	7000	0.00	7000	0	7000	0.00	0	0.00	0	0.00	NA	NA	7000
	BODIES CORPORATES		2549	116677370	0	0	116677370	3.14	116677370	0	116677370	3.14	0	3.14	0	0.00	NA	NA	116326606



Category	Category & Name of the Shareholder	PAN	No of Shareholders	No of fully paid up equity shares held	No of Partly paid-up equity shares held	No of Shares Underlying Depository Receipts	Total No of Shares Held (IV+V+VI)	Shareholding as a % of total no of shares (A+B+C2)	Number of Voting Rights held in each class of securities			No of Shares Underlying Outstanding convertible securities (Including Warrants)	Shareholding as a % assuming full conversion of convertible Securities (as a percentage of diluted share capital)	Number of Locked in Shares		Number of Shares pledged or otherwise encumbered		Number of equity shares held in dematerialized form	
									No of Voting Rights		Total as a % of (A+B+C)			No.	As a % of total Shares	No.	As a % of total Shares held		
									Class X	Class Y	Total								
(I)	(II)	(III)	(IV)	(V)	(VI)	(VII)	(VIII)	(IX)	(X)	(XI)	(XII)	(XIII)	(XIV)						
	PTC CABLES PRIVATE LTD	AACCP7552M	1	42730200	0	0	42730200	1.15	42730200	0	42730200	1.15	0	1.15	0	0.00	NA	NA	42730200
	QUALIFIED INSTITUTIONAL BUYER		1	90	0	0	90	0.00	90	0	90	0.00	0	0.00	0	0.00	NA	NA	90
	TRUSTS		34	14722703	0	0	14722703	0.40	14722703	0	14722703	0.40	0	0.40	0	0.00	NA	NA	14719947
	NON RESIDENT INDIANS		6693	5924711	0	0	5924711	0.16	5924711	0	5924711	0.16	0	0.16	0	0.00	NA	NA	5776912
	NRI NON-REPATRIATION		3504	2965013	0	0	2965013	0.08	2965013	0	2965013	0.08	0	0.08	0	0.00	NA	NA	2965013
	OVERSEAS CORPORATE BODIES		1	1100	0	0	1100	0.00	1100	0	1100	0.00	0	0.00	0	0.00	NA	NA	1100
	FOREIGN BODIES-DR		5	0	0	1270234	1270234	0.03	1270234	0	1270234	0.03	0	0.03	0	0.00	NA	NA	1270234
	I E P F		1	2407129	0	0	2407129	0.06	2407129	0	2407129	0.06	0	0.06	0	0.00	NA	NA	2407129
	H U F		11388	8116238	0	0	8116238	0.22	8116238	0	8116238	0.22	0	0.22	0	0.00	NA	NA	8116238
	CLEARING MEMBERS		334	5193604	0	0	5193604	0.14	5193604	0	5193604	0.14	0	0.14	0	0.00	NA	NA	5193604
	<b>Sub Total (B)(3)</b>		<b>606527</b>	<b>381159706</b>	<b>0</b>	<b>150756978</b>	<b>531916684</b>	<b>14.31</b>	<b>531916684</b>	<b>0</b>	<b>531916684</b>	<b>14.31</b>	<b>0</b>	<b>14.31</b>	<b>0</b>	<b>0.00</b>	<b>NA</b>	<b>NA</b>	<b>5193604</b>
	<b>Total Public Shareholding (B) = (B)(1)+(B)(2)+(B)(3)</b>		<b>607153</b>	<b>1687822171</b>	<b>0</b>	<b>150756978</b>	<b>1838579149</b>	<b>49.46</b>	<b>1838579149</b>	<b>0</b>	<b>1838579149</b>	<b>49.46</b>	<b>0</b>	<b>49.46</b>	<b>0</b>	<b>0.00</b>	<b>NA</b>	<b>NA</b>	<b>520051062</b>

Note:  
3,08,232 shares are under abeyance category, pending for allotment as they are subjudice

**Details of the shareholders acting as persons in Concert including their Shareholding (No. and %):**

S.No.	Name of PAC	No. of shares	No. of shares
1	Naivedya Agarwal	81650	81650
2	Jyoti Agarwal	14000	14000
3	Shweta Agarwal	1350	1350
4	Varunn Mody	200	200
	<b>Total:</b>	<b>97200</b>	<b>97200</b>

**Details of Shares which remain unclaimed may be given hear along with details such as number of shareholders, outstanding shares held in demat/unclaimed suspense account, voting rights which are frozen etc.:**

S.No.	No. of Shareholders	No. of shares
1	2717	2650262



Table IV - Statement showing shareholding pattern of the Non Promoter - Non Public Shareholder

Category	Category & Name of the Shareholder	PAN	No of Shareholders	No of fully paid up equity shares held	No of Partly paid-up equity shares held	No of Shares Underlying Depository Receipts	Total No of Shares Held (IV+V+VI)	Shareholding as a % of total no of shares (A+B+C2)	Number of Voting Rights held in each class of securities			No of Shares Underlying Outstanding convertible securities (Including Warrants)	Shareholding as a % assuming full conversion of convertible Securities (as a percentage of diluted share capital)	Number of Locked in Shares		Number of Shares pledged or otherwise encumbered		Number of equity shares held in dematerialized form	
									No of Voting Rights		Total as a % of (A+B+C)			No.	As a % of total Shares held	No.	As a % of total Shares held		
									Class X	Class Y									Total
	(I)	(II)	(III)	(IV)	(V)	(VI)	(VII)	(VIII)	(IX)			(X)	(XI)	(XII)		(XIII)	(XIV)		
(1)	Custodian/DR Holder		0	0	0	0	0	0.00	0	0	0	0.00			0	0.00	NA	NA	0
(2)	Employee Benefit Trust (under SEBI(Share based Employee Benefit) Regulations 2014)		1	14998702	0	0	14998702	0.40	14998702	0	14998702	0.40	0	0.40	0	0.00	NA	NA	14998702
	<b>Total Non-Promoter-Non Public Shareholding (C) = (C)(1)+(C)(2)</b>		<b>1</b>	<b>14998702</b>	<b>0</b>	<b>0</b>	<b>14998702</b>	<b>0.40</b>	<b>14998702</b>	<b>0</b>	<b>14998702</b>	<b>0.40</b>	<b>0</b>	<b>0.40</b>	<b>0</b>	<b>0.00</b>	<b>NA</b>	<b>NA</b>	<b>14998702</b>

Note: As per Regulation 3(5) of the SEBI(Share based Employee Benefit) Regulations 2014 the voting rights of Vedanta limited ESOS Trust are reserved

