


SESA GOA LIMITED

Sesa Ghor,
20, EDC Complex,
Patto, Panaji, Goa - 403001
Tel: +91-832-2480500
www.sesagoa.com

12th October, 2010


- 1) Bombay Stock Exchange Limited
Phiroze Jeejeebhoy Towers
Dalal Street
Mumbai 400 001.
- 2) National Stock Exchange of India Limited
Exchange Plaza,
Bandra Kurla Complex,
Bandra East
Mumbai 400 051.

Dear Sirs,

In Compliance of Clause 35 of the Listing Agreement, we enclose herewith shareholding Pattern for the quarter ended 30/09/2010.

Thanking You,

Yours faithfully,
SESA GOA LIMITED




C.D.CHITNIS
SECRETARY & G.M-LEGAL
& COMPLIANCE OFFICER

Encl: as above



STATEMENT SHOWING SHAREHOLDING PATTERN IN CLAUSE-35										
NAME OF THE COMPANY: SESA GOA LIMITED										
SCRIP CODE: 500295 QUARTER ENDED: 30/09/2010										
CATEGORY CODE	CATEGORY OF SHAREHOLDER (I)	NO OF SHAREHOLDERS (III)	TOTAL NUMBER OF SHARES (IV)	NO OF SHARES HELD IN DEMATERIALIZED FORM (V)	AS a PERCENTAGE OF (A+B) (VI)	As a PERCENTAGE of (A+B+C) (VII)	SHARES PLEDGED OR OTHERWISE ENCUMBERED	NO OF SHARES HELD IN DEMATERIALIZED FORM (V)	AS a PERCENTAGE OF (A+B) (VI)	As a PERCENTAGE of (A+B+C) (VII)
(A)	PROMOTER AND PROMOTER GROUP									
(1)	INDIAN									
(a)	Individual /HUF	0	0	0	0.00	0.00	0	0.00	0.00	0.00
(b)	Central Government/State Government(s)	0	0	0	0.00	0.00	0	0.00	0.00	0.00
(c)	Bodies Corporate	0	0	0	0.00	0.00	0	0.00	0.00	0.00
(d)	Financial Institutions / Banks	0	0	0	0.00	0.00	0	0.00	0.00	0.00
(e)	Others	0	0	0	0.00	0.00	0	0.00	0.00	0.00
	Sub-Total A(1) :	0	0	0	0.00	0.00	0	0.00	0.00	0.00
(2)	FOREIGN									
(a)	Individuals (NRIs/Foreign Individuals)	0	0	0	0.00	0.00	0	0.00	0.00	0.00
(b)	Bodies Corporate	3	479113619	77617139	55.73	55.73	0	55.73	55.73	55.73
(c)	Institutions	0	0	0	0.00	0.00	0	0.00	0.00	0.00
(d)	Others	0	0	0	0.00	0.00	0	0.00	0.00	0.00
	Sub-Total A(2) :	3	479113619	77617139	55.73	55.73	0	55.73	55.73	55.73
	Total A=A(1)+A(2)	3	479113619	77617139	55.73	55.73	0	55.73	55.73	55.73
(B)	PUBLIC SHAREHOLDING									
(1)	INSTITUTIONS									
(a)	Mutual Funds /UTI	29	2801380	2797380	0.33	0.33		0.33	0.33	0.33
(b)	Financial Institutions /Banks	42	8724276	8704176	1.01	1.01		1.01	1.01	1.01
(c)	Central Government / State Government(s)	0	0	0	0.00	0.00		0.00	0.00	0.00
(d)	Venture Capital Funds	0	0	0	0.00	0.00		0.00	0.00	0.00
(e)	Insurance Companies	4	17625640	17521640	2.05	2.05		2.05	2.05	2.05
(f)	Foreign Institutional Investors	299	228420968	228412168	26.57	26.57		26.57	26.57	26.57
(g)	Foreign Venture Capital Investors	0	0	0	0.00	0.00		0.00	0.00	0.00
(h)	Others	0	0	0	0.00	0.00		0.00	0.00	0.00
	Sub-Total B(1) :	374	257572264	257436364	29.96	29.96		29.96	29.96	29.96



CATEGORY CODE	CATEGORY OF SHAREHOLDER	NO OF SHAREHOLDERS (III)	TOTAL NUMBER OF SHARES (IV)	NO OF SHARES HELD IN DEMATERIALIZED FORM (V)	TOTAL SHAREHOLDING AS A % OF TOTAL NO OF SHARES		SHARES PLEDGE OR OTHERWISE ENCUMBERED
					AS a PERCENTAGE OF (A+B) (VI)	As a PERCENTAGE OF (A+B+C) (VII)	
(I)	(II)						
(2)	NON-INSTITUTIONS						
(a)	Bodies Corporate	2224	18450059	17283979	2.15	2.15	
(b)	Individuals						
	(i) Individuals holding nominal share capital upto Rs.1 lakh	237902	96224141	78621857	11.19	11.19	
	(ii) Individuals holding nominal share capital in excess of Rs.1 lakh						
(c)	Others	12	3781721	3781721	0.44	0.44	
	NON RESIDENT INDIANS	3251	2096721	2044641	0.24	0.24	
	CLEARING MEMBERS	506	1409820	1409820	0.16	0.16	
	TRUSTS	20	632555	630455	0.07	0.07	
	FOREIGN BODIES	5	421679	421679	0.05	0.05	
	Sub-Total B(2) :	243920	123016676	104194152	14.31	14.31	
	Total B=B(1)+B(2) :	244294	380588940	361629516	44.27	44.27	
	Total (A+B) :	244297	859702559	439246655	100.00	100.00	
(C)	Shares held by custodians, against which Depository Receipts have been issued	0	0	0	0.00	0.00	
	GRAND TOTAL (A+B+C) :	244297	859702559	439246655	100.00	100.00	0
							0.00

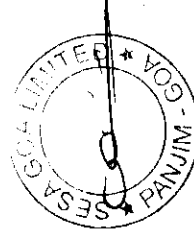
SESA GDA LIMITED



C. D. CHITNIS
SECRETARY & GM - LEGAL

any

STATEMENT SHOWING SHAREHOLDING OF PERSONS BELONGING TO "PROMOTER GROUP"								
(I)(b)	SLNO	NAME OF THE SHAREHOLDER	TOTAL SHARES HELD		SHARES PLEDGED OR OTHERWISE ENCUMBERED			
			TOTAL SHARES (III)	AS a % OF GRAND TOTAL (A)+(B)+(C) (IV)	PLEDGE SHARES (V)	AS a PERCENTAGE (VI)=(V)/(III)*100 (VII)	AS a % OF GRAND TOTAL (VII)	
	1	FINSIDER INTERNATIONAL CO. LTD.	401496480	46.70	0	0.00	0.00	0.00
	2	WESTGLOBE LIMITED	44343139	5.16	0	0.00	0.00	0.00
	3	TWINSTAR HOLDINGS LIMITED	33274000	3.87	0	0.00	0.00	0.00
		TOTAL :	479113619	55.73	0	0.00	0.00	0.00



(U)(c) STATEMENT SHOWING SHAREHOLDING OF PERSONS BELONGING TO "PUBLIC GROUP" HOLDING > 1% OF THE TOTAL NUMBER OF SHARES			
SLNO	NAME OF THE SHAREHOLDER	NO OF SHARES	PERCENTAGE
1	FRANKLIN TEMPLETON INVESTMENT FUNDS	85969343	10.00
2	TEMPLETON EMERGING MARKETS INVESTMENT TRUST PLC	20398629	2.37
3	TEMPLETON DEVELOPING MARKETS TRUST	11825313	1.38
TOTAL :		118193285	13.75



STATEMENT SHOWING DETAILS OF LOCKED-IN SHARES"			
(U)(d)	NAME OF THE SHAREHOLDER	CAT. CODE	NO OF SHARES
1	TWINSTAR HOLDINGS LIMITED	FPR	33274000
			PERCENTAGE
			3.87
	TOTAL :		33274000
			3.87





STATEMENT SHOWING DETAILS OF DEPOSITORY RECEIPTS (DRS)		
SLNO	NAME OF THE SHAREHOLDER	NO OF SHARES PERCENTAGE
	TOTAL :	0
		0

(II)(b) STATEMENT OF DEPOSITORY RECEIPTS (DRS) HOLDING > 1% OF THE TOTAL NUMBER OF SHARES	
SLNO	NO OF SHARES
NAME OF THE SHAREHOLDER	PERCENTAGE
	0
TOTAL :	0

