

(1)(a) STATEMENT SHOWING SHAREHOLDING PATTERN IN CLAUSE-35

NAME OF THE COMPANY:SESA STERLITE LIMITED			
SCRIP CODE:	500295	Name of the Scrip:	
Class of Security:			
QUARTER ENDED:	31/03/2014		
Partly paid-up shares	No. of partly paid-up shares	As a % of total no. of partly paid-up shares	As a % of total no. of shares of the Company.
Held by promoter/promoter group	0	0	0
Held by Public	0	0	0
Total:	0	0	0
Outstanding convertible securities:	No. of outstanding securities	As a % of total no. of outstanding convertible securities.	As a % of total no. of shares of the Company assuming full conversion of the convertible securities
Held by promoter/promoter group	0	0	0
Held by Public	502168	100.00%	2.67%
Total:	502168	100.00%	2.67%
Warrants:	No. of warrants	As a % of total no. of warrants	As a % of total no. of shares of the Company, assuming full conversion of warrants
Held by promoter/promoter group	0	0	0
Held by Public	0	0	0
Total:	0	0	0
Total paid-up capital of the Company, assuming full conversion of warrants and convertible securities	3046117119	100	100.00

Note :

The Company has outstanding Foreign Currency Convertible Bonds(FCCBs) to the tune of USD 216.80 million. FCCBs are convertible into Equity Shares at a conversion price of Rs.346.88 per shares and at a fixed rate of exchange on conversion of Rs. 48.00 per USD 1.00 at any time on or after December 9, 2009 at the option of the Bond Holders.The conversion price is subject to adjustment in certain circumstances. Unless previously converted, redeemed or repurchased and cancelled, the FCCBs fall due for redemption on October 31, 2014 at par.

Erstwhile Sterlite Industries (India) Limited (SIIL)has outstanding Foreign Currency Convertible Notes (FCCNs) to the tune of USD 500 million. FCCNs are convertible into SIIL ADSs at a conversion rate of 42.8688 ADSs per \$1,000 principal amount of notes, which is equal to a conversion price of approximately \$23.33 per SIIL ADS. Post merger FCCNs of SIIL are convertible into Sesa ADSs at a conversion rate of 25.7213 ADSs per \$1,000 principle amount of notes. which is equal to a conversion price of approximately \$38.88 per Sesa ADS.



CATEGORY CODE	CATEGORY OF SHAREHOLDER	NO OF SHAREHOLDERS	TOTAL NUMBER OF SHARES	NO OF SHARES HELD IN DEMATERIALIZED FORM	TOTAL SHAREHOLDING AS A % OF TOTAL NO OF SHARES		SHARES PLEDGE OR OTHERWISE ENCUMBERED	
					AS a PERCENTAGE of (A+B)	As a PERCENTAGE of (A+B+C)	NUMBER OF SHARES	AS a PERCENTAGE
(I)	(II)	(III)	(IV)	(V)	(VI)	(VII)	(VIII)	(IX)=(VIII)/(IV)*100
(A)	PROMOTER AND PROMOTER GROUP							
(1)	INDIAN							
(a)	Individual /HUF	4	480496	480496	0.02	0.02	0	0.00
(b)	Central Government/State Government(s)	0	0	0	0.00	0.00	0	0.00
(c)	Bodies Corporate	1	121740	121740	0.00	0.00	0	0.00
(d)	Financial Institutions / Banks	0	0	0	0.00	0.00	0	0.00
(e)	Others	0	0	0	0.00	0.00	0	0.00
	Sub-Total A(1) :	5	602236	602236	0.02	0.02	0	0.00
(2)	FOREIGN							
(a)	Individuals (NRIs/Foreign Individuals)	0	0	0	0.00	0.00	0	0.00
(b)	Bodies Corporate	5	1628741709	1628741709	59.98	54.94	0	0.00
(c)	Institutions	0	0	0	0.00	0.00	0	0.00
(d)	Qualified Foreign Investor	0	0	0	0.00	0.00	0	0.00
(e)	Others	0	0	0	0.00	0.00	0	0.00
	Sub-Total A(2) :	5	1628741709	1628741709	59.98	54.94	0	0.00
	Total A=A(1)+A(2)	10	1629343945	1629343945	60.00	54.96	0	0.00
(B)	PUBLIC SHAREHOLDING							
(1)	INSTITUTIONS							
(a)	Mutual Funds /UTI	217	73889708	73878428	2.72	2.49		
(b)	Financial Institutions /Banks	116	116084947	116037327	4.27	3.92		
(c)	Central Government / State Government(s)	1	1680	0	0.00	0.00		
(d)	Venture Capital Funds	0	0	0	0.00	0.00		
(e)	Insurance Companies	6	30890700	30786700	1.14	1.04		
(f)	Foreign Institutional Investors	437	532794590	532780006	19.62	17.97		
(g)	Foreign Venture Capital Investors	0	0	0	0.00	0.00		
(h)	Qualified Foreign Investor	1	100	100	0.00	0.00		
(i)	Others	0	0	0	0.00	0.00		
	Sub-Total B(1) :	778	753661725	753482561	27.75	25.42		
(2)	NON-INSTITUTIONS							
(a)	Bodies Corporate	3212	93155981	91826270	3.43	3.14		
(b)	Individuals							
	(i) Individuals holding nominal share capital upto Rs.1 lakh	408599	157518008	136071567	5.80	5.31		
	(ii) Individuals holding nominal share capital in excess of Rs.1 lakh	42	20284725	20284725	0.75	0.68		
(c)	Others							
	TRUSTS	47	45446864	2836324	1.67	1.53		
	NON RESIDENT INDIANS	5997	4631046	4412624	0.17	0.16		




CATEGORY CODE	CATEGORY OF SHAREHOLDER	NO OF SHAREHOLDERS	TOTAL NUMBER OF SHARES	NO OF SHARES HELD IN DEMATERIALIZED FORM	TOTAL SHAREHOLDING AS A % OF TOTAL NO OF SHARES		SHARES PLEDGE OR OTHERWISE ENCUMBERED	
					AS a PERCENTAGE of (A+B)	As a PERCENTAGE of (A+B+C)	NUMBER OF SHARES	AS a PERCENTAGE
(I)	(II)	(III)	(IV)	(V)	(VI)	(VII)	(VIII)	(IX)=(VIII)/(IV)*100
	FOREIGN NATIONALS	2	5467	5467	0.00	0.00		
	FOREIGN BODIES-DR	6	6073297	6073297	0.22	0.20		
	FOREIGN BODIES	2	7794	7794	0.00	0.00		
	DIRECTORS	1	2000	2000	0.00	0.00		
	CLEARING MEMBERS	488	5433155	5433155	0.20	0.18		
(d)	Qualified Foreign Investor	0	0	0	0.00	0.00		
	Sub-Total B(2) :	418396	332558337	266953223	12.25	11.22		
	Total B=B(1)+B(2) :	419174	1086220062	1020435784	40.00	36.64		
	Total (A+B) :	419184	2715564007	2649779729	100.00	91.60		
(C)	Shares held by custodians, against which Depository Receipts have been issued							
(1)	Promoter and Promoter Group	*	99292708	99292708		3.35		
(2)	Public	1	149817772	149817772		5.05		
	Sub-Total C (1+2) :		249110480	249110480		8.40		
	GRAND TOTAL (A+B+C) :	419185	2964674487	2799597501		100	0	0.00


- *Twinstar Holdings Limited (Foreign Promoter) holds 2,48,23,177 ADS representing 9,92,92,708 equity shares. One(1) American Depository Shares represents four equity shares.
- The Company has outstanding Foreign Currency Convertible Bonds(FCCBs) to the tune of USD 216.80 million. FCCBs are convertible into Equity Shares at a conversion price of Rs.346.88 per shares and at a fixed rate of exchange on conversion of Rs. 48.00 per USD 1.00 at any time on or after December 9, 2009 at the option of the Bond Holders. The conversion price is subject to adjustment in certain circumstances. Unless previously converted, redeemed or repurchased and cancelled, the FCCBs fall due for redemption on October 31, 2014 at par.
- Erstwhile Sterlite Industries (India) Limited (SIIL) has outstanding Foreign Currency Convertible Notes (FCCNs) to the tune of USD 500 million. FCCNs are convertible into SIIL ADSs at a conversion rate of 42.8688 ADSs per \$1,000 principal amount of notes, which is equal to a conversion price of approximately \$23.33 per SIIL ADS. Post merger FCCNs of SIIL are convertible into Sesa ADSs at a conversion rate of 25.7213 ADSs per \$1,000 principle amount of notes. which is equal to a conversion price of approximately \$38.88 per Sesa ADS.
- Allotment of 3,30,384 equity shares to shareholders of erstwhile Sterlite Industries (India) Limited have been kept in abeyance.

SESA STERLITE LIMITED

C. D. CHITNIS
SECRETARY & AVP - LEGAL



(i)(b) Statement showing holding of securities (including shares, warrants, convertible securities) of persons belonging to the category "Promoter and Promoter Group"											
Sr.No	Name of the Shareholder	Details of Shares held		Encumbered shares (*)			Details of Warrants		Details of convertible securities		Total Shares (including underlying shares assuming full conversion of warrants and convertible securities) as a % of diluted share capital
		No. of Shares held	As a % of grand total (A)+(B)+(C)	Pledge Shares	AS a percentage (VI)=(V)/(III)*100	AS a % of grand total (A) + (B) + (C) of sub-clause (I)(a)	Number of warrants held	As a % total number of warrants of the same class	Number of convertible securities held	As a % total number of convertible securities of the same class	
(I)	(II)	(III)	(IV)	(V)	(VI)=(V)/(III)*100	(VII)	(VIII)	(IX)	(X)	(XI)	(XII)
1	TWIN STAR HOLDINGS LIMITED	950589594	32.06	0	0.00	0.00	0	0.00	0	0.00	31.21
2	FINSIDER INTERNATIONAL COMPANY LIMITED	401496480	13.54	0	0.00	0.00	0	0.00	0	0.00	13.18
3	TWINSTAR HOLDINGS LIMITED	194071440	6.55	0	0.00	0.00	0	0.00	0	0.00	6.37
4	WESTGLOBE LIMITED	44343139	1.50	0	0.00	0.00	0	0.00	0	0.00	1.46
5	WELTER TRADING LIMITED	38241056	1.29	0	0.00	0.00	0	0.00	0	0.00	1.26
6	ANKIT AGARWAL	195200	0.01	0	0.00	0.00	0	0.00	0	0.00	0.01
7	PRATIK AGARWAL	179600	0.01	0	0.00	0.00	0	0.00	0	0.00	0.01
8	AGARWAL GAI VANISING P LTD	121740	0.00	0	0.00	0.00	0	0.00	0	0.00	0.00
9	SUMAN DIDWANIA	87696	0.00	0	0.00	0.00	0	0.00	0	0.00	0.00
10	SAKSHI MODY	18000	0.00	0	0.00	0.00	0	0.00	0	0.00	0.00
	TOTAL :	1629343945	54.96	0	0.00	0.00	0	0.00	0	0.00	53.49



Twinstar Holdings Limited (Foreign Promoter) holds 2,48,23,177 ADS representing 9,92,92,708 (3.35%) equity shares. One(1) American Depository Shares represents four (4) equity shares.

Statement showing holding of securities (including shares, warrants, convertible securities) of persons belonging to the category "Public" and holding more than 1% of the total number of shares								
Sr.No.	Name of the shareholder	Number of shares held	Shares as a percentage of total number of shares {i.e., Grant total (A)+(B)+(C) indicated in Statement at para (l)(a) above}	Details of warrants		Details of convertible securities		Total shares (including underlying shares assuming full conversion of warrants and convertible securities) as a % of diluted share capital)
				Number of warrants held	As a % total number of warrants of the same class	Number of convertible securities held	% w.r.t total number of convertible securities of the same class	
1	CITIBANK N.A. NEW YORK, NYADR DEPARTMENT	149817772	5.05	0	0.00	0	0.00	4.92
2	FRANKLIN TEMPLETON INVESTMENT FUNDS	69906539	2.36	0	0.00	0	0.00	2.29
3	LIFE INSURANCE CORPORATION OF INDIA	47272186	1.59	0	0.00	0	0.00	1.55
4	BHADRAM JANHIT SHALIKA	42608460	1.44	0	0.00	0	0.00	1.40
	TOTAL :	309604957	10.44	0	0.00	0	0.00	10.16



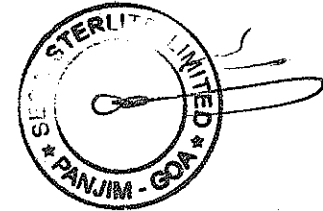
(I)(c)(ii) Statement showing holding of securities (including shares, warrants, convertible securities) of persons (together with PAC) belonging to the category "Public" and holding more than 5% of the total number of shares of the company								
Sr.No.	Name(s) of the shareholder(s) and the Persons Acting in Concert (PAC) with them	Number of shares held	Shares as a percentage of total number of shares (i.e., Grant total (A)+(B)+(C) indicated in Statement at para (I)(a) above)	Details of warrants		Details of convertible securities		Total shares (including underlying shares assuming full conversion of warrants and convertible securities) as a % of diluted share capital)
				Number of warrants held	As a % total number of warrants of the same class	Number of convertible securities held	% w.r.t total number of convertible securities of the same class	
1	CITIBANK N.A. NEW YORK, NYADR DEPARTMENT	149817772	5.05	0	0.00	0	0.00	4.92
TOTAL :		149817772	5.05	0	0.00	0	0.00	4.92



(i)(d) STATEMENT SHOWING DETAILS OF LOCKED-IN SHARES"				
Sr.No.	Name of the shareholder	Number of locked-in shares	Locked-in shares as a (%) percentage of total number of shares {i.e, Grand Total (A)+(B)+(C) Indicated in Statement at para (I)(a) above}	Promoter/Promoter Group/Public
TOTAL :		0	0	



(II)(a) STATEMENT SHOWING DETAILS OF DEPOSITORY RECEIPTS (DRS)				
Sr.No.	Type of outstanding DR (ADRs,GDRs,SDRs,etc)	Number of outstanding DRs	Number of shares underlying outstanding DRs	Shares underlying outstanding DRs as a percentage of total number of shares {i.e., Grand Total (A)+(B)+(C) indicated in Statement at Para(l)(a) above}
1	ADR	249110480	249110480	8.40
TOTAL :		249110480	249110480	8.40



(II)(b) Statement showing Holding of Depository Receipts (DRs), where underlying shares held by "Promoter/Promoter group" are in excess of 1% of the total number shares.				
Sr.No.	Name of the DR Holder	Type of outstanding DR (ADRs,GDRs,SD Rs,etc.)	Number of shares underlying outstanding DRs	Shares underlying outstanding DRs as a percentage of total number of shares {i.e., Grand Total (A)+(B)+(C) indicated in Statement at para(I)(a) above}
1	CITIBANK N.A. NEW YORK, NY	ADR	99292708	3.35
TOTAL :			99292708	3.35

